



# Components


## Threaded Nut

	Connection A	Hex mm	L mm	Version	Part Number
 <p>DIN EN 560 (left handed thread marked)</p> <p>* only for STP13/09 ** only to use with Male x Male Nipples marked *** shortened version, useable for all sizes</p>	G 1/8 right	12	11	Brass	UR10
	G 1/8 right	12	11	AISI 303	UR10R
	G 1/4 right	17	15,5	Brass	UR13
	G 1/4 right	17	15,5	AISI 303	UR13R
	G 1/4 right	17	15,5	AISI 316 L	UR13E
	G 3/8 right	19	16,5	Brass	UR17
	G 3/8 right	19	14,5	Brass	UR17S ***
	G 3/8 right	19	16,5	AISI 303	UR17R
	G 3/8 right	19	16,5	AISI 316 L	UR17E
	G 1/4 r. f. 9 mm	17	15,5	Brass	UR13/9 *
	G 1/4 r. f. 9 mm	17	15,5	AISI 303	UR13/9R *
	G 1/2 right	24	20,5	Brass	UR21
	G 1/2 right	24	20,5	AISI 303	UR21R
	G 1/2 right	24	20,5	AISI 316 L	UR21E
	G 1/4 left	17	15,5	Brass	UL13
	G 1/4 left	17	15,5	AISI 303	UL13R
	G 3/8 left	19	16,5	Brass	UL17 **
	G 3/8 left	19	16,5	AISI 303	UL17R
G 3/8 left	19	16,5	AISI 316 L	UL17E	
G 1/2 left	24	20,5	Brass	UL21	


## Hose Tail, short

	Connection A	Hex mm	L mm	Version	Part Number
 <p>* UR13/9 required</p>	4 mm for G 1/8		27,5	Brass	STP10/04
	4 mm for G 1/8		27,5	AISI 303	STP10/04R
	6 mm for G 1/8		28	Brass	STP10/06
	6 mm for G 1/8		28	AISI 303	STP10/06R
	4 mm for G 1/4		30,5	Brass	STP13/04
	4 mm for G 1/4		30,5	AISI 303	STP13/04R
	6 mm for G 1/4		35,5	Brass	STP13/06
	6 mm for G 1/4		35,5	AISI 303	STP13/06R
	6 mm for G 1/4		35,5	AISI 316 L	STP13/06E
	9 mm for G 1/4		35,5	Brass	STP13/09 *
	9 mm for G 1/4		35,5	AISI 303	STP13/09R *


## Hose Tail, short



	Connection A	Hex mm	L mm	Version	Part Number
	4 mm for G 3/8		31	Brass	STP17/04
	6 mm for G 3/8		36	Brass	STP17/06
	6 mm for G 3/8		36	AISI 303	STP17/06R
	6 mm for G 3/8		36	AISI 316 L	STP17/06E
	9 mm for G 3/8		36	Brass	STP17/09
	9 mm for G 3/8		36	AISI 303	STP17/09R
	9 mm for G 3/8		36	AISI 316 L	STP17/09E
	6 mm for G 1/2		38	Brass	STP21/06
	9 mm for G 1/2		38	Brass	STP21/09
	9 mm for G 1/2		38	AISI 303	STP21/09R
	9 mm for G 1/2		38	AISI 316 L	STP21/09E
	* UR13/9 required	13 mm for G 1/2		44	Brass

## Hose Tail, long

	Connection A	Hex mm	L mm	Version	Part Number
 DIN EN 560	4 mm for G 1/4		47	Brass	STD13/04
	6 mm for G 1/4		47	Brass	STD13/06
	4 mm for G 3/8		47,5	Brass	STD17/04
	6 mm for G 3/8		47,5	Brass	STD17/06
	9 mm for G 3/8		47,5	Brass	STD17/09


## Hose Tail Barb

	Connection A	Hex mm	L mm	Version	Part Number
 with Male Thread (* inner cone 45°)	M 5, 3 mm	7	15,5	Brass	GT05/03
	M 5, 3 mm	7	15,5	AISI 303	GT05/03R
	M 5, 3 mm	7	15,5	AISI 316 L	GT05/03E
	M 5, 4 mm	7	15,5	Brass	GT05/04
	M 5, 4 mm	7	15,5	AISI 303	GT05/04R
	M 5, 4 mm	7	15,5	AISI 316 L	GT05/04E
	M 6, 4 mm	8	23	Brass	GT06/04
	G 1/8, 4 mm *	14	28	Brass	GT10/04
	G 1/8, 4 mm *	14	28	AISI 303	GT10/04R
	G 1/8, 4 mm *	14	28	AISI 316 L	GT10/04E
	G 1/8, 6 mm *	14	33	Brass	GT10/06
	G 1/8, 6 mm *	14	33	AISI 303	GT10/06R
	G 1/8, 6 mm *	14	33	AISI 316 L	GT10/06E

 Please consider our security advices on the pages 12/13 


# Hose Tail Barb

Connection A	Hex mm	L mm	Version	Part Number
G 1/8, 8 mm *	14	33	Brass	GT10/08
G 1/8, 9 mm *	14	33	Brass	GT10/09
G 1/8, 9 mm *	14	33	AISI 303	GT10/09R
G 1/8, 9 mm *	14	33	AISI 316 L	GT10/09E
G 1/4, 4 mm *	17	29,5	Brass	GT13/04
G 1/4, 4 mm *	17	29,5	AISI 303	GT13/04R
G 1/4, 4 mm *	17	29,5	AISI 316 L	GT13/04E
G 1/4, 6 mm *	17	34,5	Brass	GT13/06
G 1/4, 6 mm *	17	34,5	AISI 303	GT13/06R
G 1/4, 6 mm *	17	34,5	AISI 316 L	GT13/06E
G 1/4, 8 mm *	17	34,5	Brass	GT13/08
G 1/4, 9 mm *	17	34,5	Brass	GT13/09
G 1/4, 9 mm *	17	34,5	AISI 303	GT13/09R
G 1/4, 9 mm *	17	34,5	AISI 316 L	GT13/09E
G 1/4, 13 mm *	17	34,5	Brass	GT13/13
G 3/8, 6 mm *	19	36	Brass	GT17/06
G 3/8, 6 mm *	19	36	AISI 303	GT17/06R
G 3/8, 6 mm *	19	36	AISI 316 L	GT17/06E
G 3/8, 8 mm *	19	36	Brass	GT17/08
G 3/8, 9 mm *	19	36	Brass	GT17/09
G 3/8, 9 mm *	19	36	AISI 303	GT17/09R
G 3/8, 9 mm *	19	36	AISI 316 L	GT17/09E
G 3/8, 13 mm *	19	42	Brass	GT17/13
G 3/8, 13 mm *	19	42	AISI 303	GT17/13R
G 3/8, 13 mm *	19	42	AISI 316 L	GT17/13E
G 1/2, 6 mm *	24	39	Brass	GT21/06
G 1/2, 9 mm *	24	39	Brass	GT21/09
G 1/2, 9 mm *	24	39	AISI 303	GT21/09R
G 1/2, 9 mm *	24	39	AISI 316 L	GT21/09E
G 1/2, 13 mm *	24	45	Brass	GT21/13
G 1/2, 13 mm *	24	45	AISI 303	GT21/13R
G 1/2, 13 mm *	24	45	AISI 316 L	GT21/13E
G 3/4, 13 mm *	32	48,5	Brass	GT26/13
G 3/4, 16 mm *	32	56,5	Brass	GT26/16
G 3/4, 19 mm *	32	56,5	Brass	GT26/19
G 1, 25 mm *	36	67,5	Brass	GT33/25



with Male Thread (\* inner cone 45°)

## Hose Tail Barb



with Female Thread

Connection A	Hex mm	L mm	Version	Part Number
G 1/8, 6 mm	12	31	Brass	GI10/06
G 1/8, 8 mm	12	31	Brass	GI10/08
G 1/4, 6 mm	17	33	Brass	GI13/06
G 1/4, 8 mm	17	33	Brass	GI13/08
G 1/4, 9 mm	17	33	Brass	GI13/09
G 1/4, 13 mm	17	39	Brass	GI13/13
G 3/8, 6 mm	19	33	Brass	GI17/06
G 3/8, 8 mm	19	33	Brass	GI17/08
G 3/8, 9 mm	19	33	Brass	GI17/09
G 3/8, 13 mm	19	40	Brass	GI17/13
G 1/2, 6 mm	24	36	Brass	GI21/06
G 1/2, 8 mm	24	36	Brass	GI21/08
G 1/2, 9 mm	24	36	Brass	GI21/09
G 1/2, 13 mm	24	43	Brass	GI21/13

## Hose Repairer



Connection A	Hex mm	L mm	Version	Part Number
4 mm		50	Brass	DS04/04P **
6 mm		72	Brass	DS06/06 *
8 mm		72	Brass	DS08/08 *
9 mm		72	Brass	DS09/09 *
13 mm		74	Brass	DS13/13

\* DIN EN 560  
\*\* for Hard Hoses

## Hose Repairer, short



Connection A	Hex mm	L mm	Version	Part Number
4 mm		19	Brass	DK04/04
6 mm		19	Brass	DK06/06

# Male x Male Nipple

Connection A	Hex mm	L mm	Version	Part Number
M 5 x M 5	7	13	Brass	DN05/05
M 5 x M 5	7	13	AISI 303	DN05/05R
M 5 x M 5	7	13	AISI 316 L	DN05/05E
M 5 x G 1/8	14	17	Brass	DN05/10
M 5 x G 1/8	14	17	AISI 303	DN05/10R
M 5 x G 1/8	14	17	AISI 316 L	DN05/10E
M 5 x G 1/4	17	18,5	Brass	DN05/13
G 1/8 x G 1/8 *	14	19	Brass	DN10/10
G 1/8 x G 1/8 *	14	19	AISI 303	DN10/10R
G 1/8 x G 1/8 *	14	19	AISI 316 L	DN10/10E
R 1/8 x R 1/8 con.	12	21	Brass	DN10/10K
G 1/8 x G 1/4 *	17	19,5	Brass	DN10/13
G 1/8 x G 1/4 *	17	19,5	AISI 303	DN10/13R
G 1/8 x G 1/4 *	17	19,5	AISI 316 L	DN10/13E
G 1/8 x G 3/8 **	19	21	Brass	DN10/17
G 1/4 x G 1/4 *	17	22	Brass	DN13/13
G 1/4 x G 1/4 *	17	22	AISI 303	DN13/13R
G 1/4 x G 1/4 *	17	22	AISI 316 L	DN13/13E
R 1/4 x R 1/4 con.	14	30	Brass	DN13/13K
G 1/4 x G 3/8 **	19	22,5	Brass	DN13/17
G 1/4 x G 3/8 **	19	22,5	AISI 303	DN13/17R
G 1/4 x G 3/8 **	19	22,5	AISI 316 L	DN13/17E
G 1/4 x G 3/8 ext. **	19	24,5	Brass	DN13/17V
G 1/4 x G 1/2 *	24	25,5	Brass	DN13/21
G 3/8 x G 3/8 **	19	23	Brass	DN17/17
G 3/8 x G 3/8 **	19	23	AISI 303	DN17/17R
G 3/8 x G 3/8 **	19	23	AISI 316 L	DN17/17E
G 3/8 x G 3/8 ext. **	19	27	Brass	DN17/17V
R 3/8 x R 3/8 con.	17	30	Brass	DN17/17K
G 3/8 x G 1/2 **	24	26	Brass	DN17/21
G 3/8 x G 1/2 **	24	26	AISI 303	DN17/21R
G 3/8 x G 1/2 **	24	26	AISI 316 L	DN17/21E
G 3/8 x G 3/4 **	32	29,5	Brass	DN17/26
G 1/2 x G 1/2 *	24	28	Brass	DN21/21
G 1/2 x G 1/2 *	24	28	AISI 303	DN21/21R
G 1/2 x G 1/2 *	24	28	AISI 316 L	DN21/21E
R 1/2 x R 1/2 con.	22	34	Brass	DN21/21K
G 1/2 x G 3/4 *	32	31,5	Brass	DN21/26
G 1/2 x G 1 *	36	36,5	Brass	DN21/33




\* Inner Cone 45°

\*\* Inner Cone 45°, useable only together with Threaded Nut UR17S


\*\*\* Inner Cone 45°, useable with Threaded Nut UR17

## Male x Male Nipple


	Connection A	Hex mm	L mm	Version	Part Number
	G 3/4 x G 3/4 *	32	33	Brass	DN26/26
	G 3/4 x G 1 *	36	34	Brass	DN26/33
	G 1 x G 1 *	36	37	Brass	DN33/33
	G 1/4 i. x G 1/4 i. *	14	34	Brass	DN13/13L
	G 1/4 i. x G 3/8 i. *	17	35,5	Brass	DN13/17L
	G 3/8 i. x G 3/8 i. *	17	37	Brass	DN17/17L

\* Inner Cone 45°  
 \*\* Inner Cone 45°, useable only together with Threated Nut UR17S  
 \*\*\* Inner Cone 45°, useable with Threated Nut UR17

## Male x Male Nipple adjustable

	Connection A	Hex mm	L mm	Version	Part Number
	R 1/8 x R 1/8	15	27	Brass	LD10/10K
	R 1/4 x R 1/4	19	34	Brass	LD13/13K
	R 3/8 x R 3/8	22	37	Brass	LD17/17K
	R 1/2 x R 1/2	27	44,5	Brass	LD21/21K
	R 3/4 x R 3/4	36	53	Brass	LD26/26K
	R 1 x R 1	46	64	Brass	LD33/33K

## Reducing Bush, short

	Connection A	Hex mm	L mm	Version	Part Number
	M 5 i. x G 1/8 o.	14	11	Brass	RK05/10
	M 5 i. x G 1/8 o.	14	11	AISI 303	RK05/10R
	M 5 i. x G 1/8 o.	14	11	AISI 316 L	RK05/10E
	M 5 i. x G 1/4 o.	17	12,5	Brass	RK05/13
	G 1/8 i. x G 1/4 o.	17	12,5	Brass	RK10/13
	G 1/8 i. x G 1/4 o.	17	12,5	AISI 303	RK10/13R
	G 1/8 i. x G 1/4 o.	17	12,5	AISI 316 L	RK10/13E
	G 1/8 i. x G 3/8 o.	19	13	Brass	RK10/17
	G 1/8 i. x G 1/2 o.	24	17	Brass	RK10/21
	G 1/4 i. x G 3/8 o.	19	14	Brass	RK13/17
	G 1/4 i. x G 3/8 o.	19	14	AISI 303	RK13/17R
	G 1/4 i. x G 3/8 o.	19	14	AISI 316 L	RK13/17E
	G 1/4 i. x G 1/2 o.	24	17	Brass	RK13/21
	G 3/8 i. x G 1/2 o.	24	17	Brass	RK17/21
	G 3/8 i. x G 1/2 o.	24	17	AISI 303	RK17/21R
	G 3/8 i. x G 1/2 o.	24	17	AISI 316 L	RK17/21E
	G 3/8 i. x G 3/4 o.	32	18	Brass	RK17/26
	G 1/2 i. x G 3/4 o.	32	20,5	Brass	RK21/26
	G 1/2 i. x G 1 o.	36	21,5	Brass	RK21/33
	G 3/4 i. x G 1 o.	36	21,5	Brass	RK26/33

⚠ Please consider our security advices on the pages 12/13 ⚠

## Reducing Bush, long



\* Inner Cone 45°

Connection A	Hex mm	L mm	Version	Part Number
M 5 o. x M 5 i.	8	15	Brass	RL05/05
M 5 o. x G 1/8 i.	14	17	Brass	RL05/10
G 1/8 o. x M 5 i.	14	17	Brass	RL10/05
G 1/8 o. x G 1/8 i. *	14	23	Brass	RL10/10
G 1/8 o. x G 1/4 i. *	17	26	Brass	RL10/13
G 1/4 o. x G 1/8 i. *	17	26	Brass	RL13/10
G 1/4 o. x G 1/4 i. *	17	28	Brass	RL13/13
G 1/4 o. x G 3/8 i. *	19	29	Brass	RL13/17
G 3/8 o. x G 1/4 i. *	19	29	Brass	RL17/13
G 3/8 o. x G 3/8 i. *	19	29	Brass	RL17/17
G 3/8 o. x G 1/2 i. *	24	32	Brass	RL17/21
G 1/2 o. x G 3/8 i. *	24	34	Brass	RL21/17
G 1/2 o. x G 1/2 i. *	24	34	Brass	RL21/21
G 1/2 o. x G 3/4 i. *	32	31	Brass	RL21/26

## Female x Female Socket




Connection A	Hex mm	L mm	Version	Part Number
M 5	8	12	Brass	MU05
M 5	8	12	AISI 303	MU05R
G 1/8	14	22	Brass	MU10
G 1/8	14	22	AISI 303	MU10R
G 1/8	14	22	AISI 316 L	MU10E
G 1/4	17	26	Brass	MU13
G 1/4	17	26	AISI 303	MU13R
G 1/4	17	26	AISI 316 L	MU13E
G 3/8	22	26	Brass	MU17
G 3/8	22	26	AISI 303	MU17R
G 3/8	22	26	AISI 316 L	MU17E
G 1/2	27	30	Brass	MU21
G 1/2	27	30	AISI 303	MU21R
G 1/2	27	30	AISI 316 L	MU21E
G 3/4	32	36	Brass	MU26
G 1	41	40	Brass	MU33

## 90° Elbow



Connection A	Hex mm	L mm	Version	Part Number
M 5		10	Brass	WS05
M 5		10	Aluminium elox.	WS05A
G 1/8		16	Brass	WS10
G 1/8		16	Aluminium elox.	WS10A
G 1/4		22	Brass	WS13
G 1/4		22	Aluminium elox.	WS13A
G 3/8		27	Brass	WS17
G 3/8		27	Aluminium elox.	WS17A

## Tee



Connection A	Hex mm	L mm	Version	Part Number
M 5	10		Brass	TK05
M 5	10		Aluminium elox.	TK05A
G 1/8	15		Brass	TK10
G 1/8	16		Aluminium elox.	TK10A
G 1/4	22		Brass	TK13
G 1/4	22		Aluminium elox.	TK13A
G 3/8	27		Brass	TK17
G 3/8	27		Aluminium elox.	TK17A


## 4 Port Manifold




Connection A	Hex mm	L mm	Version	Part Number
G 1/8	30		Aluminium	VB10
G 1/4	36		Aluminium	VB13
G 3/8	43		Aluminium	VB17
G 1/2	52		Aluminium	VB21




## Multi-Port Manifold

	Connection A	Hex mm	1 Entry	9 Exit	Version	Part Number
	G 1/8 x M 5	20	G 1/8	M 5	Aluminium elox.	VL10/05
	G 3/8 x G 1/8	30	G 3/8	G 1/8	Aluminium elox.	VL17/10
	G 1/2 x G 1/4	36	G 1/2	G 1/4	Aluminium elox.	VL21/13


## Bulkhead Lock Nut

	Connection A	Hex mm	L mm	Version	Part Number
	G 1/8	15		Brass	KM10W
	G 1/4	17		Brass	KM13W
	G 3/8	22		Brass	KM17W
	G 1/2	27		Brass	KM21W
	G 3/4	30		Brass	KM26W
	M 6 x 0,75	9		Brass	KM06M
	M 8 x 1	12		Brass	KM08M
	M 10 x 1	12		Brass	KM10M
	M 12 x 1	17		Brass	KM12M
	M 14 x 1	19		Brass	KM14M


## Blanking Plug

	Connection A	Hex mm	L mm	Version	Part Number
  Socket Pipe (DIN 908)	M 5 (head pipe)	8	8	Brass	VZ05
	M 5 (head pipe.)	8	8	AISI 303	VZ05R
	G 1/8	5	11	Brass	VZ10
	G 1/8	5	11	AISI 303	VZ10R
	G 1/8	5	11	AISI 316 L	VZ10E
	G 1/4	6	15	Brass	VZ13
	G 1/4	6	15	AISI 303	VZ13R
	G 1/4	6	15	AISI 316 L	VZ13E
	G 3/8	8	15	Brass	VZ17
	G 3/8	8	15	AISI 303	VZ17R
	G 3/8	8	15	AISI 316 L	VZ17E
	G 1/2	10	18	Brass	VZ21
	G 1/2	10	18	AISI 303	VZ21R
	G 1/2	10	18	AISI 316 L	VZ21E
	G 3/4	12	20	Brass	VZ26


## Blanking Plug

	Connection A	Hex mm	L mm	Version	Part Number
 <p>Tapered, with Socket Pipe (DIN 906)</p>	R 1/8	5		Brass	VK10
	R 1/4	7		Brass	VK13
	R 3/8	8		Brass	VK17


## Washer, PVC

	Connection A	Hex mm	L mm	Version	Part Number
	for M 5				PD05
	for G 1/8				PD10
	for G 1/4				PD13
	for G 3/8				PD17
	for G 1/2				PD21
	for G 3/4				PD26


## Washer, Fiber

	Connection A	Hex mm	L mm	Version	Part Number
	for M 5				FD05
	for G 1/8				FD10
	for G 1/4				FD13
	for G 3/8				FD17
	for G 1/2				FD21
	for G 3/4				FD26


## Washer, Aluminium

	Connection A	Hex mm	L mm	Version	Part Number
	for G 1/8				AD10
	for G 1/4				AD13
	for G 3/8				AD17
	for G 1/2				AD21
	for G 3/4				AD26
	for G 1				AD33


## Female Stud Fitting

	Connection A	Hex mm	L mm	Version	Part Number
	G 1/8, 4 x 6 mm	14	23	Brass	MV10/06
	G 1/4, 4 x 6 mm	17	25	Brass	MV13/06
	G 1/4, 6 x 8 mm	17	25	Brass	MV13/08
	G 1/4, 8 x 10 mm	17	29	Brass	MV13/10
	G 3/8, 6 x 8 mm	19	25	Brass	MV17/08
	G 3/8, 8 x 10 mm	19	29	Brass	MV17/10


## Swivelling Spring Guard

	Connection A	Hex mm	L mm	Version	Part Number
	R 1/8, 3,1 x 4,7 mm	11		Brass	DV10/05
	R 1/4, 4,8 x 6,3 mm	14		Brass	DV13/06
	R 1/4, 6,3 x 7,9 mm	14		Brass	DV13/08
	R 1/4, 7,9 x 9,5 mm	15		Brass	DV13/10
	R 3/8, 9,5 x 11,8 mm	19		Brass	DV17/12
	R 1/2, 12,7 x 15,8 mm	22		Brass	DV21/16

## Equal Ended Tee

	Connection A	Hex mm	L mm	Version	Part Number
	4 x 6 mm			Brass	TSK06
	6 x 8 mm			Brass	TSK08
	8 x 10 mm			Brass	TSK10

## Equal Ended Cross

	Connection A	Hex mm	L mm	Version	Part Number
	4 x 6 mm			Brass	KS06
	6 x 8 mm			Brass	KS08
	8 x 10 mm			Brass	KS10

## Equal Ended Cross



Connection A	Hex mm	L mm	Version	Part Number
G 1/8	19		AISI 316	VB10E
G 1/4	19		AISI 316	VB13E
G 3/8	20		AISI 316	VB17E
G 1/2	23		AISI 316	VB21E
G 3/4	25		AISI 316	VB26E
G 1	29		AISI 316	VB33E

## Swivelling Single Banjo Fitting




Connection A	Hex mm	L mm	Version	Part Number
M 5, 3 x 4 mm	8	18,5	Brass	WV05/04
M 5, 3 x 5 mm	8	18,5	Brass	WV05/05
M 5, 4 x 6 mm	8	18,5	Brass	WV05/06
G 1/8, 4 x 6 mm	14	28	Brass	WV10/06
G 1/8, 6 x 8 mm	14	28	Brass	WV10/08
G 1/4, 4 x 6 mm	17	33	Brass	WV13/06
G 1/4, 6 x 8 mm	17	33	Brass	WV13/08
G 1/4, 8 x 10 mm	17	33	Brass	WV13/10

## Bulkhead Fitting



Connection A	Hex mm	L mm	Version	Part Number
3 x 4 mm	11	34	Brass	SC05/04
3 x 5 mm	11	34	Brass	SC05/05
4 x 6 mm	12	38	Brass	SC10/06
6 x 8 mm	17	46	Brass	SC10/08
8 x 10 mm	19	46	Brass	SC14/10

## Hose Tail Elbow, Swivelling



Connection A	Hex mm	L mm	Version	Part Number
M 5, f. LW 3 mm	8	18,5	Brass	WT05/03
M 5, f. LW 4 mm	8	18,5	Brass	WT05/04


## Stud Fitting




\* Inner Cone 45°

Connection A	Hex mm	L mm	Version	Part Number
M 5, 3 x 4 mm	7	20	Brass	EV05/04
M 5, 3 x 5 mm	7	20	Brass	EV05/05
M 5, 3 x 5 mm	7	20	AISI 303	EV05/05R
M 5, 3 x 5 mm	7	20	AISI 316 L	EV05/05E
M 5, 4 x 6 mm	8	21	Brass	EV05/06
M 5, 4 x 6 mm	8	21	AISI 303	EV05/06R
M 5, 4 x 6 mm	8	21	AISI 316 L	EV05/06E
G 1/8, 4 x 6 mm	12	25	Brass	EV10/06
G 1/8, 4 x 6 mm	12	25	AISI 303	EV10/06R
G 1/8, 4 x 6 mm	12	25	AISI 316 L	EV10/06E
G 1/8, 6 x 8 mm	14	24	Brass	EV10/08
G 1/8, 6 x 8 mm	14	24	AISI 303	EV10/08R
G 1/8, 6 x 8 mm	14	24	AISI 316 L	EV10/08E
G 1/4, 4 x 6 mm	17	26	Brass	EV13/06
G 1/4, 4 x 6 mm	17	26	AISI 303	EV13/06R
G 1/4, 4 x 6 mm	17	26	AISI 316 L	EV13/06E
G 1/4, 6 x 8 mm	17	26	Brass	EV13/08
G 1/4, 6 x 8 mm	17	26	AISI 303	EV13/08R
G 1/4, 6 x 8 mm	17	26	AISI 316 L	EV13/08E
G 1/4, 8 x 10 mm	17	31	Brass	EV13/10
G 1/4, 9 x 12 mm	17	31	Brass	EV13/12
G 1/4, 9 x 12 mm	17	31	AISI 303	EV13/12R
G 3/8, 6 x 8 mm *	19	27	Brass	EV17/08
G 3/8, 8 x 10 mm *	19	31	Brass	EV17/10
G 3/8, 8 x 10 mm *	19	31	AISI 303	EV17/10R
G 3/8, 9 x 12 mm *	19	31	Brass	EV17/12
G 3/8, 9 x 12 mm *	19	31	AISI 303	EV17/12R



## Fixed Spring Guard

	Connection A	Hex mm	L mm	Version	Part Number
 <p>with Spring Guard</p>	M 5, 4 x 6 mm	8	103	Brass	SV05/06
	G 1/8, 4 x 6 mm	12	103	Brass	SV10/06
	G 1/8, 6 x 8 mm	12	106	Brass	SV10/08
	G 1/4, 4 x 6 mm	17	103	Brass	SV13/06
	G 1/4, 6 x 8 mm	17	106	Brass	SV13/08
	G 1/4, 8 x 10 mm	17	119	Brass	SV13/10
	G 1/4, 9 x 12 mm	17	123	Brass	SV13/12
	G 3/8, 6 x 8 mm *	19	106	Brass	SV17/08
	G 3/8, 8 x 10 mm *	19	119	Brass	SV17/10
* Inner Cone 45°	G 3/8, 9 x 12 mm *	19	123	Brass	SV17/12


## Male Stud Run Tee

	Connection A	Hex mm	L mm	Version	Part Number
 <p>Tapered Thread</p>	R 1/8, 4 x 6 mm			Brass	TE10/06
	R 1/8, 6 x 8 mm			Brass	TE10/08
	R 1/8, 8 x 10 mm			Brass	TE10/10
	R 1/4, 4 x 6 mm			Brass	TE13/06
	R 1/4, 6 x 8 mm			Brass	TE13/08
	R 1/4, 8 x 10 mm			Brass	TE13/10


## Male Stud Elbow

	Connection A	Hex mm	L mm	Version	Part Number
 <p>Tapered Thread</p>	R 1/8, 4 x 6 mm	12		Brass	WE10/06
	R 1/8, 6 x 8 mm	14		Brass	WE10/08
	R 1/8, 8 x 10 mm	16		Brass	WE10/10
	R 1/4, 4 x 6 mm	12		Brass	WE13/06
	R 1/4, 6 x 8 mm	14		Brass	WE13/08
	R 1/4, 8 x 10 mm	16		Brass	WE13/10
 <p>with Spring Guard Tapered Thread</p>	R 1/8, 4 x 6 mm	12	107	Brass	WK10/06
	R 1/8, 6 x 8 mm	14	112	Brass	WK10/08
	R 1/8, 8 x 10 mm	17	125	Brass	WK10/10
	R 1/4, 4 x 6 mm	12	109	Brass	WK13/06
	R 1/4, 6 x 8 mm	14	114	Brass	WK13/08
	R 1/4, 8 x 10 mm	17	127	Brass	WK13/10



## Spring Guard

	Connection A	Hex mm	L mm	Version	Part Number
 <p>completely with Tube Nut</p>	(M 10 x 1) 4 x 6 mm	12	94	Brass	KN06
	(M 12 x 1) 6 x 8 mm	14	97	Brass	KN08
	(M 16 x 1) 8 x 10 mm	17	110	Brass	KN10
	(M 16 x 1) 9 x 12 mm	17	114	Brass	KN12




## Tube Nut

	Connection A	Hex mm	L mm	Version	Part Number
 <p>for Plastic Hoses</p>	(M 7 x 0,5) 3 x 4 mm		8,5	Brass	SM04
	(M 7 x 0,5) 3 x 5 mm		8,5	Brass	SM05
	(M 10 x 1) 4 x 6 mm	12	11	Brass	SM06
	(M 12 x 1) 6 x 8 mm	14	11	Brass	SM08
	(M 14 x 1) 8 x 10 mm	17	12,5	Brass	SM10S
	(M 16 x 1) 8 x 10 mm	17	12,5	Brass	SM10
	(M 16 x 1) 9 x 12 mm	17	12,5	Brass	SM12



## Female Tee

	Connection A	Hex mm	L mm	Version	Part Number
 <p>* without Inner Cone ** with Inner Cone</p>	R 1/8 o.	10	37	Brass	TA10 *
	R 1/4 o.	13	47	Brass	TA13 *
	R 3/8 o.	17	52	Brass	TA17 *
	R 1/2 o.	19	60	Brass	TA21 **
	G 1/8		34	Brass	TI10
	G 1/8		28	AISI 316	TI10E
	G 1/4		38,5	Brass	TI13
	G 1/4		35	AISI 316	TI13E
	G 3/8		44	Brass	TI17
	G 3/8		43	AISI 316	TI17E
	G 1/2		44	Brass	TI21
	G 1/2		49	AISI 316	TI21E
	G 3/4		50	Brass	TI26
	G 3/4		59	AISI 316	TI26E
G 1		64,5	Brass	TI33	

# Male Elbow



	Connection A	Hex mm	L mm	Version	Part Number
 <p>* without Inner Cone ** with Inner Cone</p>	R 1/8 o.	10	23	Brass	WA10 *
	R 1/4 o.	13	30	Brass	WA13 *
	R 3/8 o.	17	33,5	Brass	WA17 *
	R 1/2 o.	19	39	Brass	WA21 **
 <p>with Inner Cone</p>	G 1/8		25	Brass	WI10
	G 1/8		22	AISI 316	WI10E
	G 1/4		29	Brass	WI13
	G 1/4		27	AISI 316	WI13E
	G 3/8		35	Brass	WI17
	G 3/8		32	AISI 316	WI17E
	G 1/2		40	Brass	WI21
	G 1/2		40	AISI 316	WI21E
	G 3/4		47	Brass	WI26
	G 3/4		48	AISI 316	WI26E
 <p>Female Thread Male Thread</p>	G 1/8		26	AISI 316	WAI10E
	G 1/4		28	AISI 316	WAI13E
	G 3/8		32	AISI 316	WAI17E
	G 1/2		37	AISI 316	WAI21E
	G 3/4		43	AISI 316	WAI26E

# Female Y



	Connection A	Hex mm	L mm	Version	Part Number
 <p>2x Female Thread 1x Male Thread con.</p>	R 1/8 o., G 1/8 i.	13		Brass	YA10
	R 1/4 o., G 1/4 i.	17		Brass	YA13
	R 3/8 o., G 3/8 i.	20		Brass	YA17
	R 1/2 o., G 1/2 i.	25		Brass	YA21
 <p>3x Female Thread</p>	G 1/8	13		Brass	YI10
	G 1/4	17		Brass	YI13
	G 3/8	20		Brass	YI17
	G 1/2	25		Brass	YI21




## 2 Way Manifold

	Connection A	Hex mm	L mm	Version	Part Number
	G 3/8 i.		47	Brass	ZO17
	G 1/2 i.		55	Brass	ZO21
 <p>with Couplings Series 26KA</p>	G 1/4 o.			Brass	ZM13A
	G 3/8 o.			Brass	ZM17A
	G 1/2 o.			Brass	ZM21A
	G 1/4 i.			Brass	ZM13I
	G 3/8 i.			Brass	ZM17I
	G 1/2 i.			Brass	ZM21I


## 3 Way Manifold

	Connection A	Hex mm	L mm	Version	Part Number
	G 3/8 i.		61	Brass	DO17
	G 1/2 i.		67	Brass	DO21
 <p>with Couplings Series 26KA</p>	G 1/4 o.			Brass	DM13A
	G 3/8 o.			Brass	DM17A
	G 1/2 o.			Brass	DM21A
	G 1/4 i.			Brass	DM13I
	G 3/8 i.			Brass	DM17I
	G 1/2 i.			Brass	DM21I


## Manifold Assembly

	Connection A	Hex mm	L mm	Version	Part Number
	G 3/8 i.			Brass	WD17-26
	G 1/2 i.			Brass	WD21-26


## Manifold

	Connection A	Hex mm	L mm	Version	Part Number
	G 3/8 i.			Aluminium elox.	WD17
	G 1/2 i.			Aluminium elox.	WD21


## Pressure Reducing Valve

	Connection A	Hex mm	L mm	max. Supply Pressure	Const. Supply Pressure	Version	Part Number
	G 1/4 i. x G 1/4 o.	17	34	12 bar	3,0 bar	Brass	DRV13/30
	G 1/4 i. x G 1/4 o.	17	34	12 bar	4,0 bar	Brass	DRV13/40
	G 1/4 i. x G 1/4 o.	17	34	12 bar	5,0 bar	Brass	DRV13/50
	G 1/4 i. x G 1/4 o.	17	34	12 bar	6,0 bar	Brass	DRV13/60

## Swivel Joint


	Connection A	Hex mm	L mm	Version	Part Number
	G 1/4 i. x G 1/4 o.	17	52	Steel, nickel plated	FA13A13ISPN
	G 3/8 i. x G 3/8 o.	21	58	Steel, nickel plated	FA17A17ISPN

## Dust Protection

	Version	Material	Flame Resistance	Temperature Range	Color	Part Number
	universal	Thermo Flex	UL-VO	-25 up to 120°C	blue	SK12S
	universal	Euro Flex	UL-VO	-25 up to 120°C	red	SK16S
	universal	Thermo Flex	UL-VO	-25 up to 120°C	blue	SK23S
	universal	Thermo Flex	UL-VO	-25 up to 120°C	blue	SK27S
	for Coupling	PVC			red	1315-QC
	for Coupling	PVC			red	2315-QC
	for Coupling	PVC			blue	10026
	for Plug	PVC			red	1325-QC
	for Plug	PVC			red	125-QC
for Plug	PVC			red	5026-QC	


# Blow-Guns

## AJ13-Set in Display Box

	Connection	Extension Tube	Part Number
	Female Thread G 1/4	6 mm bent	AJ13/06SET
	Female Thread G 1/4	8 mm bent	AJ13/08SET


10x AJ13 in display box

## AK13-Set in Display Box

	Connection	Extension Tube	Part Number
	Female Thread G 1/4		AK13SET





10x AK13 in display box

## Blow-Guns


	Connection	Extension Tube	Part Number
	Female Thread G 1/4		AA13
	Hose Barb 6 mm		AA06TF
	Hose Barb 9 mm		AA09TF
	Plug Series 21		AA21SF
	Plug Series 26		AA26SF

made of aluminium,  
with standard nozzle

## Blow-Guns






	Connection	Extension Tube	Part Number
 <p>made of aluminium, with safety nozzle</p>	Female Thread G 1/4		AS13
	Hose Barb 6 mm		AS06TF
	Hose Barb 9 mm		AS09TF
	Plug Series 21		AS21SF
	Plug Series 26		AS26SF
 <p>made of aluminium, with sintered metal insert</p>	Female Thread G 1/4		AR13
 <p>made of aluminium, with extension tube</p>	Female Thread G 1/4		AV13
	Hose Barb 6 mm		AV06TF
	Hose Barb 9 mm		AV09TF
	Plug Series 21		AV21SF
	Plug Series 26		AV26SF
 <p>made of aluminium, with Venturi nozzle</p>	Female Thread G 1/4		AT13
	Hose Barb 6 mm		AT06TF
	Hose Barb 9 mm		AT09TF
	Plug Series 21		AT21SF
	Plug Series 26		AT26SF

## Blow tap






	Connection	Extension Tube	Part Number
 <p>made of aluminium, lever operated with safety nozzle</p>	Female Thread 1/4" NPSF		ASG-1

⚠ Please consider our security advices on the pages 12/13 ⚠


# Blow-Guns

	Connection	Extension Tube	Part Number
 <p>made of impact resistant plastic, with fixed standard nozzle, impossible to replace</p>	Female Thread G 1/4		AN13
	Hose Barb 6 mm		AN06TF
	Hose Barb 9 mm		AN09TF
	Plug Series 21		AN21SF
	Plug Series 26		AN26SF
 <p>made of impact resistant plastic, with fixed safety nozzle, impossible to replace</p>	Female Thread G 1/4		AL13
	Hose Barb 6 mm		AL06TF
	Hose Barb 9 mm		AL09TF
	Plug Series 21		AL21SF
	Plug Series 26		AL26SF
 <p>made of impact resistant plastic with sintered metal insert</p>	Female Thread G 1/4		AF13
 <p>made of impact resistant plastic with aluminium extension tube fixed nozzle, impossible to replace</p>	Female Thread G 1/4		AK13
	Hose Barb 6 mm		AK06TF
	Hose Barb 9 mm		AK09TF
	Plug Series 21		AK21SF
	Plug Series 26		AK26SF
 <p>made of impact resistant plastic extension tube brass nickel plated with a star tip nozzle - meets OSHA standards - light weight - rugged extension tube</p>	Female Thread G 1/4		AZ13
	Plug Series 26		AZ26SF


# Blow-Guns

	Connection	Extension Tube	Part Number
 <p>made of impact resistant plastic, extension tube brass nickel plated - rugged extension tube</p>	Female Thread G 1/4		AC13
	Hose Barb 6 mm		AC06TF
	Hose Barb 9 mm		AC09TF
	Plug Series 21		AC21SF
	Plug Series 26		AC26SF
 <p>made of impact resistant plastic, with Venturi nozzle</p>	Female Thread G 1/4		AX13
 <p>made of impact resistant plastic, with female thread R 1/8 (without nozzle)</p>	Female Thread G 1/4		AI13
 <p>made of impact resistant plastic, with female thread M 12 x 1,25 (without nozzle)</p>	Female Thread G 1/4		AM13
 <p>made of red impact resistant plastic, with aluminium extension tube</p>	Female Thread G 1/4	6 mm bent	AJ13/06B
	Female Thread G 1/4	8 mm straight	AJ13/08
	Female Thread G 1/4	8 mm bent	AJ13/08B
	Female Thread G 1/4	8 x 300 mm straight	AJ13-300
	Female Thread G 1/4	8 x 500 mm straight	AJ13-500
	Female Thread G 1/4	8 x 1000 mm straight	AJ13-1000


## Standard Nozzle

	Connection	Extension Tube	Part Number
 <p>for blow-gun made of aluminium</p> <p>Collimated air jet, ideal for blowing out blind holes and work pieces</p>	M 12 x 1,25		KD12


## Safety Nozzle

	Connection	Extension Tube	Part Number
 <p>for blow-gun made of aluminium</p> <p>With center bore and lateral annular gap. In blowing operation a protection shield against kicking chips is formed, and noise level is clearly reduced. When the center bore is held locked, air escapes through the annular gap.</p>	M 12 x 1,25		SD12


## Extension Tube, 150 mm long

	Connection	Extension Tube	Part Number
 <p>for blow-gun made of aluminium</p> <p>For blowing-out deep holes and blind spots.</p>	M 12 x 1,25		VR12


## Venturi-Nozzle

	Connection	Extension Tube	Part Number
 <p>Energy saving as 2/3 of environmental air is aspirated due to the Venturi principle. Wide blow-out effect due to high nozzle performance. When the center bore is held locked, air escapes through the lateral holes.</p>	M 12 x 1,25		AT12

## Nozzle with sintered metal insert

	Connection	Extension Tube	Part Number
 <p>Low noise level (63-73 dB(A)), thus extremely good blowing effectivity (up to 380 l/min.)</p>	M 12 x 1,25		AR12


## Protective Shield

	Connection	Extension Tube	Part Number
 <p>Mounted behind the respective jet. Prevents shavings from rebounding.</p>			ST12



# Blow-Gun Set

Version	Extension Tube	Part Number
with Blow-Gun made of aluminium		SE26A
with Blow-Gun made of impact resistant thermoplastic		SE26K



- including
- Blow-Gun
  - Hose 6 x 8 mm, length 2,5 m
  - Couplings and plugs series 26 (DN 7,2)